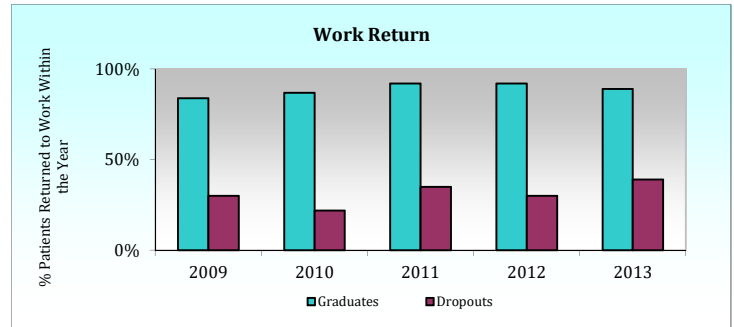


## RECENT FUNCTIONAL RESTORATION (FR) OUTCOMES

### Work Return Rates Based on Follow Up Interview

*% Patients Returned to Work Within the Year*

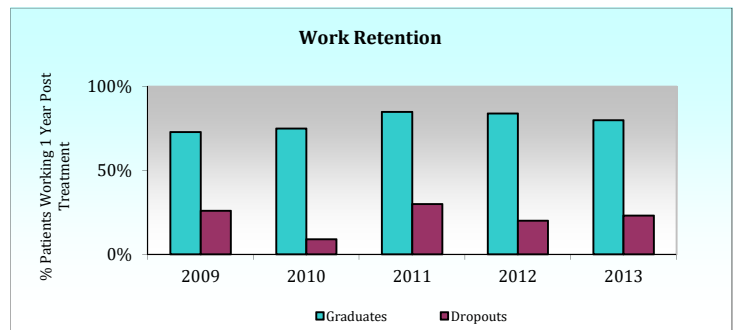
	2009	2010	2011	2012	2013
Graduates	84%	87%	92%	92%	89%
Dropouts	30%	22%	35%	30%	39%



### Work Retention Rates Based on Follow Up Interview

*% Patients Working 1 Year Post Treatment*

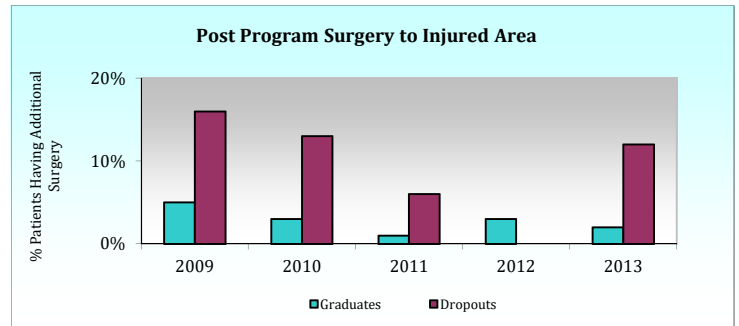
	2009	2010	2011	2012	2013
Graduates	73%	75%	85%	84%	80%
Dropouts	26%	9%	30%	20%	23%



### Post Program Surgery to Injured Area

*In Year After FR Program Participation*

	2009	2010	2011	2012	2013
Graduates	5%	3%	1%	3%	2%
Dropouts	16%	13%	6%	0%	12%



### % Patients Continuing to Seek Healthcare from New Providers

*In Year After FR Program Participation*

	2009	2004	2011	2012	2013
Graduates	17%	9%	5%	5%	6%
Dropouts	23%	20%	29%	18%	18%

